



**Legend**

-  Landscape Earth Bund (6m Wide by 2m High)
-  No-Build Area (4m Wide)

CS1	L <sub>10</sub> , dB(A)	Unmitigated	69.0
		Mitigated	68.3

CS2	L <sub>10</sub> , dB(A)	Unmitigated	66.8
		Mitigated	65.5

CS3	L <sub>10</sub> , dB(A)	Unmitigated	61.5
		Mitigated	60.8

CS4	L <sub>10</sub> , dB(A)	Unmitigated	61.9
		Mitigated	61.3

CS5	L <sub>10</sub> , dB(A)	Unmitigated	65.9
		Mitigated	63.3

CS6	L <sub>10</sub> , dB(A)	Unmitigated	71.1
		Mitigated	64.9

CS8	L <sub>10</sub> , dB(A)	Unmitigated	67.4
		Mitigated	66.0

CS9	L <sub>10</sub> , dB(A)	Unmitigated	71.4
		Mitigated	68.6

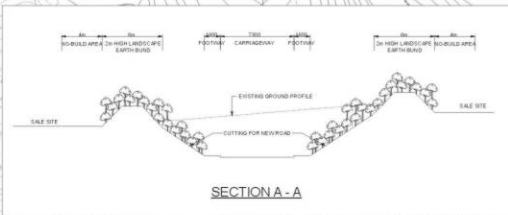
CS10	L <sub>10</sub> , dB(A)	Unmitigated	72.1
		Mitigated	66.5

CS7	L <sub>10</sub> , dB(A)	Unmitigated	71.6
		Mitigated	68.5

CS11	L <sub>10</sub> , dB(A)	Unmitigated	67.3
		Mitigated	65.2

CS12	L <sub>10</sub> , dB(A)	Unmitigated	70.9
		Mitigated	68.5

CS13	L <sub>10</sub> , dB(A)	Unmitigated	68.1
		Mitigated	67.3



Maximum Unmitigated and Mitigated Operational Noise Levels at Representative NSR  
with the Location and Typical Cross-Section of Landscape Bund

Mouchel

Drawing No.

5.4f